




General information about company	
Scrip code	531237
NSE Symbol	
MSEI Symbol	
ISIN*	INE972E01014
Name of company	DHRUVA CAPITAL SERVICES LIMITED
Class of security	Equity
Date of start of financial year	01-04-2023
Date of end of financial year	31-03-2024
Date of board meeting when results were approved	14-08-2023
Date on which prior intimation of the meeting for considering financial results was informed to the exchange	07-08-2023
Description of presentation currency	INR
Level of rounding used in financial results	Lakhs
Reporting Quarter	First quarter
Nature of report standalone or consolidated	Standalone
Whether results are audited or unaudited	Unaudited
Segment Reporting	Single segment
Description of single segment	FINANCIAL SERVICES
Start date and time of board meeting	14-08-2023 14:30
End date and time of board meeting	14-08-2023 16:00
Whether cash flow statement is applicable on company	
Type of cash flow statement	
Declaration of unmodified opinion or statement on impact of audit qualification	Not applicable

Financial Results 			
Particulars		3 months/ 6 months ended (dd-mm-yyyy)	Year to date figures for current period ended (dd-mm-yyyy)
A	Date of start of reporting period	01-04-2023	01-04-2023
B	Date of end of reporting period	30-06-2023	30-06-2023
C	Whether results are audited or unaudited	Unaudited	Unaudited
D	Nature of report standalone or consolidated	Standalone	Standalone
Part I	Blue color marked fields are non-mandatory. For Consolidated Results, if the company has no figures for 3 months / 6 months ended, in such case zero shall be inserted in the said column.		
1	Income		
	Revenue from operations		
(i)	Interest Income	15.67	15.67
(ii)	Dividend Income	0.54	0.54
(iii)	Rental Income	0.98	0.98
(iv)	Fees and commission Income	0	0
(v)	Net gain on fair value changes	0	0
(vi)	Net gain on derecognition of financial instruments under amortised cost category	0	0
(vii)	Sale of products (including Excise Duty)	0	0
(viii)	Sale of services	0	0
(ix)	Other revenue from operations		
	Total other revenue from operations		
	Total Revenue From Operations	17.19	17.19
	Other income	150.58	150.58
	Total income	167.77	167.77
2	Expenses		
	Cost of materials consumed	0	0
	Purchases of stock-in-trade	0	0
	Changes in inventories of finished goods, work-in-progress and stock-in-trade	0	0
	Employee benefit expense	2.67	2.67
	Finance costs	0	0
	Depreciation, depletion and amortisation expense	0.15	0.15
	Fees and commission expense	1.68	1.68
	Net loss on fair value changes	0	0
	Net loss on derecognition of financial instruments under amortised cost category	0	0
	Impairment on financial instruments	0	0
(f)	Other expenses		
1	Car Running & Maint. Exp.	0.217	0.217
2	Office Exp.	0.009	0.009
3	Photocopy Exp.	0.007	0.007
4	Postage Expenses	0.043	0.043
5	Society Maintenance Exp.	0.204	0.204
6	Telephone exp.	0.008	0.008
	Total other expenses	0.488	0.488
	Total expenses	4.988	4.988

Financial Results 			
Particulars		3 months/ 6 months ended (dd-mm-yyyy)	Year to date figures for current period ended (dd-mm-yyyy)
A	Date of start of reporting period	01-04-2023	01-04-2023
B	Date of end of reporting period	30-06-2023	30-06-2023
C	Whether results are audited or unaudited	Unaudited	Unaudited
D	Nature of report standalone or consolidated	Standalone	Standalone
Part I	Blue color marked fields are non-mandatory. For Consolidated Results, if the company has no figures for 3 months / 6 months ended, in such case zero shall be inserted in the said column.		
3	Total profit before exceptional items and tax	162.782	162.782
4	Exceptional items	-83.94	-83.94
5	Total profit before tax	78.842	78.842
7	Tax expense		
8	Current tax	0	0
9	Deferred tax	0	0
10	Total tax expenses	0	0
14	Net Profit Loss for the period from continuing operations	78.842	78.842
15	Profit (loss) from discontinued operations before tax	0	0
16	Tax expense of discontinued operations	0	0
17	Net profit (loss) from discontinued operation after tax	0	0
19	Share of profit (loss) of associates and joint ventures accounted for using equity method	0	0
21	Total profit (loss) for period	78.842	78.842
22	Other comprehensive income net of taxes	0	0

Financial Results 			
Particulars		3 months/ 6 months ended (dd-mm-yyyy)	Year to date figures for current period ended (dd-mm-yyyy)
A	Date of start of reporting period	01-04-2023	01-04-2023
B	Date of end of reporting period	30-06-2023	30-06-2023
C	Whether results are audited or unaudited	Unaudited	Unaudited
D	Nature of report standalone or consolidated	Standalone	Standalone
Part I	Blue color marked fields are non-mandatory. For Consolidated Results, if the company has no figures for 3 months / 6 months ended, in such case zero shall be inserted in the said column.		
23	Total Comprehensive Income for the period	78.842	78.842
24	Total profit or loss, attributable to		
	Profit or loss, attributable to owners of parent		
	Total profit or loss, attributable to non-controlling interests		
25	Total Comprehensive income for the period attributable to		
	Comprehensive income for the period attributable to owners of parent	0	0
	Total comprehensive income for the period attributable to owners of parent non-controlling interests	0	0
26	Details of equity share capital		
	Paid-up equity share capital	406.17	406.17
	Face value of equity share capital	10	10
28	Reserves excluding revaluation reserve		
29	Earnings per share		
i	Earnings per equity share for continuing operations		
	Basic earnings per share from continuing operations	1.94	1.94
	Diluted earnings per share from continuing operations	1.94	1.94
ii	Earnings per equity share for discontinued operations		
	Basic earnings per share from discontinued operations	0	0
	Diluted earnings per share from discontinued operations	0	0
ii	Earnings per equity share		
	Basic earnings per share	1.94	1.94
	Diluted earnings per share	1.94	1.94
30	Debt equity ratio		
31	Debt service coverage ratio		
32	Interest service coverage ratio		
33	Disclosure of notes on financial results	Textual Information(1)	

Text Block	
Textual Information(1)	<p>1. SEGMENT REPORTING AS DEFINED IN AS-17 IS NOT APPLICABLE ON US.</p> <p>2. PREV. PERIOD FIGURES HAVE BEEN REARRANGED WHEREVER REQUIRED.</p> <p>3. THE ABOVE UNAUDITED QUARTERLY FIN. RESULTS HAVE BEEN REVIEWED BY AUDIT COMMITTEE & APPROVED BY THE BOARD OF DIRECTORS AT THEIR RESP. MEETINGS HELD ON 14.08.2023.</p> <p>4. THE BOARD HAS NOT PROPOSED ANY DIVIDEND.</p> <p>5. PROVISION FOR TAXATION IS MADE ON 31ST MARCH EVERY YEAR FOR FULL FINANCIAL YEAR.</p> <p>6. "IN PRINCIPAL APPROVAL" REG PREF. ALLOTTMENT FROM BSE WAS RECD. BY OUR COMPANY ON 03.04.2023 & AFTER RECEIPT OF FULL PAYMENT, BOARD ALLOTTED 8,00,000 EQUITY SHARES OF RS. 10/- EACH AT PRICE OF RS. 40/- (INCL. PREMIUM OF RS. 30/-) EACH ON PREFERENTIAL BASIS TO NON- PROMOTERS ON 13.04.2023.</p> <p>7. OUR COMPANY HAS SOLD RURAL AGRICULTURE LAND SITUATED AT RAMA VILLAGE, FOR RS. 3.25 CR AND TRANSFERRED THE GAIN TO RESERVES & SURPLUS SINCE IT IS EXEMPTED CAPITAL GAIN INCOME.</p> <p>8. OUR COMPANY HAS SOLD FLAT (OFFICE PREMISES) SITUATED AT CIRCUIT VIEW APARTMENT AND TRANSFERRED THE GAIN TO EXCEPTIONAL INCOME HEAD IN PROFIT & LOSS A/C.</p> <p>9. LOANS & ADVANCES GIVEN TO TWO PERSONS WERE IRRECOVERABLE AFTER ALL EFFORTS DONE, HENCE TRANSFERRED TO BAD DEBTS & TWO PROPERTIES SITUATED AT NAVRATNA COMPLEX, BHUWANA, UDAIPUR WERE WRITTEN OFF DUE TO INEXISTENCE OF TITLE OF LAND & SELLER PARTY.</p> <p>10. SOME INVESTMENTS IN QUOTED SHARES WERE SOLD AND GAIN ON IT WAS TRANSFERRED TO PROFIT & LOSS ACCOUNT.</p>

Format for Reporting Segmenet wise Revenue, Results and Capital Employed along with the company results			
Particulars		3 months/ 6 month ended (dd-mm-yyyy)	Year to date figures for current period ended (dd-mm-yyyy)
	Date of start of reporting period	01-04-2023	01-04-2023
	Date of end of reporting period	30-06-2023	30-06-2023
	Whether accounts are audited or unaudited	Unaudited	Unaudited
	Nature of report standalone or consolidated	Standalone	Standalone
1	Segment Revenue (Income)		
	(net sale/income from each segment should be disclosed)		
	Total Segment Revenue		
	Less: Inter segment revenue		
	Revenue from operations		
2	Segment Result		
	Profit (+) / Loss (-) before tax and interest from each segment		
	Total Profit before tax		
	i. Finance cost		
	ii. Other Unallocable Expenditure net off Unallocable income		
	Profit before tax		
3	(Segment Asset - Segment Liabilities)		
	Segment Asset		
	Total Segment Asset		
	Un-allocable Assets		
	Net Segment Asset		
4	Segment Liabilities		
	Total Segment Liabilities		
	Un-allocable Liabilities		
	Net Segment Liabilities		
	Disclosure of notes on segments		